


MA/MAT

HIGH-TRAFFIC DC BARRIER GATE OPERATOR



**Ultra-Reliable, Durable,
Superior Performance**

LiftMaster® high-traffic DC powered barrier gate operators with Battery Backup keep traffic flowing and provide easy in and out access 24 hours a day. Rated for 6,000 cycles per day with an opening time of 2.5 seconds and constructed of corrosion resistant aluminum alloy, the Mega Arm/Mega Arm Tower are the ideal choice for high-traffic applications. The product's Security+ 2.0® radio technology provides unparalleled reliability and quick, secure access. Optional LED Barrier Arm provides exceptional visibility 24 hours a day.

Performance

- **Battery Backup** safeguards your property by providing up to up to 900 cycles* when the power is down.

*Basic set up with remote controls programmed with a 12 ft. Barrier Arm. Does not include power draw from added accessories. LiftMaster low power draw accessories recommended to extend cycles on Battery Backup.

- **Breakaway Arm** can be easily reinstalled if arm is hit, quickly restoring traffic control.
- **Continuous Duty DC Motor** is powerful and features soft starting and stopping for quiet, efficient operation.
- **Heavy-Duty Drive System with Commercial Gearbox** provides reliable, continuous operation.
- **Magnetic Limit Sensors** have no moving parts and are designed for high-cycle applications, so there's less wear and tear and you're assured dependable operation day-in and day-out.
- **Sequenced Access Management** provides control between barrier and slide/swing gate operators to maximize traffic flow.
- **K1 Relay** provides output signals to activate other accessories or operators during open/close cycles.

Safety and Security

- **Security+ 2.0 Patented Multi-Frequency Secure Radio Technology** virtually eliminates interference and gives you quick and secure access with enhanced range and performance.
- **Fire Department Compliant** selectable settings allow gate to auto open upon loss of AC power or battery depletion.
- **Anti-Tailgate Feature** prevents unauthorized access to your property.
- **Built-in Surge Suppression** protects against high-voltage spikes and surges.

Optional Accessories:



12 ft. and 17 ft. LED Barrier Arms (MALED12/MALED17)

Aluminum arm with integrated red LED lights on one side and red/white DOT tape on both sides. Provides exceptional visibility 24 hrs. a day. Additional barrier arms are available, see back side.



1-Button Encrypted DIP Switch Remote Control (811LM)

Cost effective solution with Security+ 2.0 for applications requiring a large number of remote controls for a common entrance.



2-Button and 4-Button Learning Remote Controls (892LT/894LT)

Independent button programming with Security+ 2.0. Also compatible with Security+® 315MHz and 390MHz frequencies. Can clone existing DIP Switch Remote Controls.



Commercial Access Control Receiver (STAR1000)

Stand alone commercial receiver with Security+ 2.0 provides enhanced range and reliability. Holds up to 1,000 remote controls.



LiftMaster Loop Detector (LD7LP)

Automatic sensitivity settings for easy vehicle detection. Power efficient design ideal for battery backup.



Retro-Reflective Photo Eye (RETROAB)

Safeguards your property. Single-sided means no expensive trenching or wiring.

For more information:
www.devancocanada.com
or call toll free at 855-931-3334

LiftMaster®

MA/MAT

HIGH-TRAFFIC DC BARRIER GATE OPERATOR

FEATURES

DUAL-GATE OPERATION

Works in conjunction with another barrier gate operator.

BUILT-IN 110V CONVENIENCE OUTLET

Simplifies adding/powering up accessory devices. Save the expense of having to add an extra outlet.

UNIVERSAL CONTROLLER WITH 8 INPUTS

Allows for the connection of a full range of optional external devices.

RIGHT- OR LEFT-HANDED OPERATION

Provides flexibility to fit your application and ease of installation.

SLIP CLUTCH OPTION

Allows arm to be manually pushed open without damaging the shear pin. Arm automatically resets to normal closed position upon receiving activation.

850LM RADIO RECEIVER INCLUDED

Stores up to 90 remote controls.

WARRANTY

Two years parts.
Ten years frame.

SPECIFICATIONS

OPERATOR SPEED

2.5 seconds to open or close

POWER

120V / 220V applications

ACCESSORY POWER

24VDC 500 mA

OPERATOR WEIGHT (without arm)

MADCBB3 – 89 lbs.
MATDCBB3 – 113 lbs.

UL LISTED

UL 325 & UL 991 – Class I, II, III, IV

CONSTRUCTION

GEAR REDUCTION

60:1 reducer in synthetic oil bath

MOTOR

1/2 HP equivalent
Continuous-duty 24VDC / 800 RPM

CHASSIS

Powder coated 1/4 in. aluminum alloy

COVER

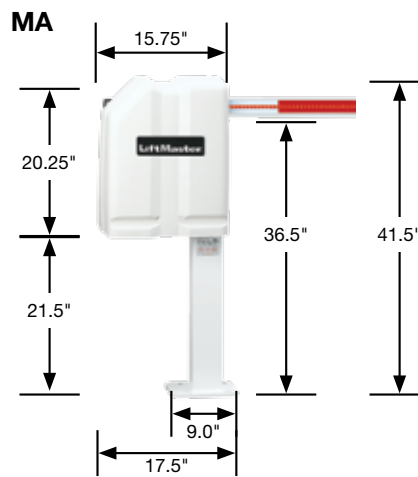
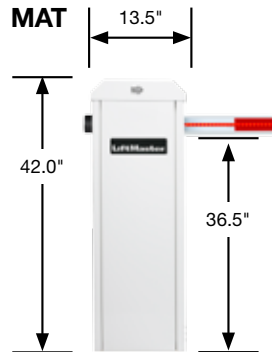
MA – UV-resistant polyethylene
MAT – Full aluminum cabinet

RECOMMENDED CAPACITIES

HP	MAX. ARM LENGTH (ft.)	CYCLES/DAY
1/2	12 ft. & 17 ft. aluminum arm 14 ft. soft-padded arm	6,000

LiftMaster® gate operators comply with UL 325 standards. External entrapment devices must be added to meet UL 325 standards. Your installer will recommend suitable entrapment devices such as photoelectric sensors or edge sensors.

DIMENSIONS



LED BARRIER ARM SPECIFICATIONS

ARM MATERIAL
Aluminum

OPERATING VOLTAGE
12VDC

LAMP TYPE
LED 3528 IP68 Silica gel filled

COLOR
Red/White

POWER
14.4 W/m

OPERATING TEMPERATURE
-13°F (-25°C) to 140°F (60°C)

UL LISTED

UL 325 & UL 991 – Class I, II, III, IV

WARRANTY

Six month limited.

MALED12

Arm
12 ft. x 3 in. x 2 1/4 in., 17 lbs.
(10 ft. 9-3/4 in. installed)

Contents

(1) 12 ft. Arm with LED
(1) Installation Kit

MALED17

Arm
17 ft. x 3 in. x 2 1/4 in., 25 lbs.
(14 ft. installed)
Requires Counterweight (MALEDCW)





Contents

(1) 17 ft. Arm with LED
(1) Installation Kit

MALEDCW

Counterweight
14 in. x 2 3/4 in. x 2 1/8 in., 11 lbs.

ADDITIONAL ARM ACCESSORIES**

				
White Arm with:	Yellow and Black Stripes	Red and White Retro-ReflectORIZED DOT Tape	Yellow Padding	Articulating with Yellow and Black Stripes
Arm Length	Aluminum Arm	Aluminum Arm	Aluminum Arm	PVC Arm
9 ft.	-	-	-	MA034* (cut to length)
10 ft.	-	-	-	MA024-10 (cut to length)
12 ft.	MA024 (10 ft. 9-3/4 in. installed)	MA024RDOT (10 ft. 9-3/4 in. installed)	MA025 (N/A)	-
14 ft.	-	-	MA028* (N/A)	-
17 ft.	MA116*** (14 ft. installed)	MA116RDOT*** (14 ft. installed)	-	-

**All Arms shipped as single piece. Installer cuts down to meet site requirements.

***Arm requires counterweight (MA117)

†Requires collar adaptor (MA031)

‡Requires Hardware kit

For more information:
www.devancocanada.com
or call toll free at 855-931-3334

CGI IS AN ISO9001 REGISTERED COMPANY



CGI reserves the right to make design or specification changes without notice.

LiftMaster®