



Model# CPT-210 Sensing Edge

Assembly Instructions



IMPORTANT: PLEASE ENSURE THAT THE FOLLOWING INSTRUCTIONS ARE FOLLOWED

CPT TECHNOLOGY - RESISTIVE SAFETY EDGES



Components List:

CPT210-K-5

- 50 ft. - CPT223 extrusion
- 5 - Wired End Plugs
- 5 - Non-Terminated End Plugs or Terminated with 8.2k/10k/DC
- 1 - Tube Vyna Bond Glue



Step 1: Cut the Extrusion

- 1- Measure the width of the door.
- 2- Cut the extrusion 1 inch less than the door width.

Note: Ensure that the cut be square and free of rubber fragments.



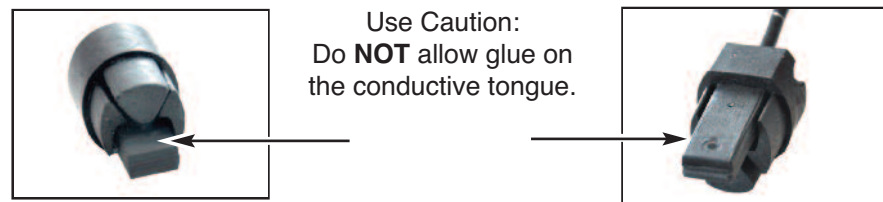
Step 2: Insert the Blank End Plug and Glue.

- 1- Insert 50% of the blank or terminated end plug into the extrusion.
- 2- Apply a continuous bead of Vyna Bond glue **ONLY** around the perimeter.
- 3- Fully insert plug and hold firmly to fully seat the plug and form an airtight seal.
- 4- Use caution, do not allow glue to contact conductive tongue.



Step 3: Insert the Wired End Plug and Glue.

- 1- Insert 50% of the wired end plug into the extrusion.
- 2- Apply a continuous bead of Vyna Bond **ONLY** around the perimeter.
- 3- Fully insert plug and hold firmly to fully seat the plug and form an airtight seal.
- 4- Use caution, do not allow glue to contact conductive tongue.





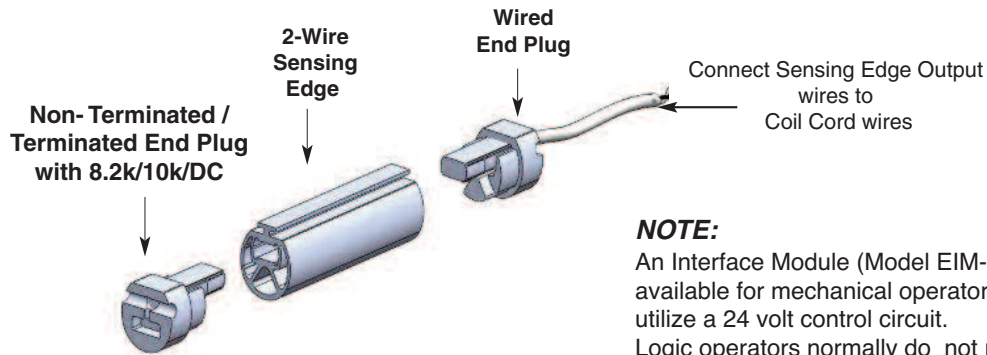
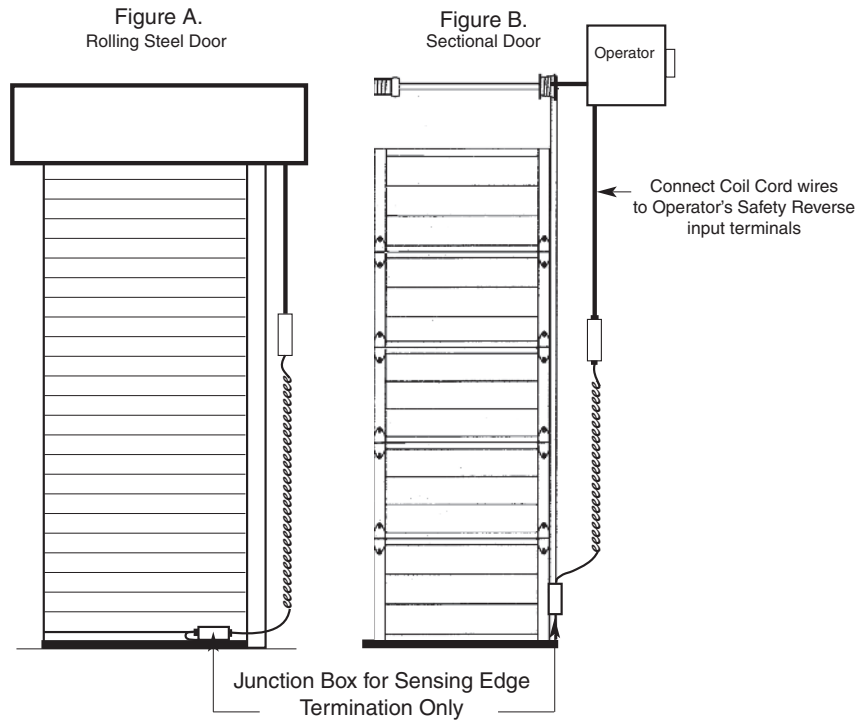
Step 4: Connection Cable

1- Press the connection cable into the groove on the End Plug to direct it towards the junction box.

Step 5: Wiring Connections

1- Connect black wire from edge sensor to Coil Cord black wire.
 Connect white wire from edge sensor to Coil Cord white wire.
 Connect Coil Cord wires to Operator's Safety Reverse input terminals.

NOTE: The Sensing Edge should be checked periodically (at least once per month) for any signs of damage, cuts, loss of sensitivity or water damage.



NOTE:
 An Interface Module (Model EIM-101) is available for mechanical operators that utilize a 24 volt control circuit. Logic operators normally do not require an Interface Module.



***HOW TO ORDER
REPAIR PARTS***

DEVANCO CANADA

19192 HAY ROAD, UNIT Q
SUMMERSTOWN, ON K0C 2E0

TOLL FREE: 855-931-3334

www.devancocanada.com

**WHEN ORDERING REPAIR PARTS
PLEASE SUPPLY THE
FOLLOWING INFORMATION:**

- ✓ PART NUMBER**
- ✓ DESCRIPTION**
- ✓ MODEL NUMBER**