




# BR3-X

## PROGRAMMABLE 3-RELAY LOGIC MODULE

### LEARN MORE



click or scan



### DESCRIPTION

BEA's **BR3-X** provides both simple and advanced logic controls.

Functions include: timer, ratchet / latching, inhibitor, 2 relay sequencer + inhibitor, 2 relay sequencer + door position deactivation timer, 3 relay sequencer + "1-shot", 3 relay sequencer with "independent relay", interlock timer, interlock ratchet / latching, 2 way 2 relay sequence, normally locked restroom, normally unlocked restroom, 3 relay sequencer + "day / night mode".

Common uses for the **BR3-X** include automatic pedestrian doors, access control, industrial automation and single-occupancy restrooms.



- 1 BR3-X Receives Input
- 2 BR3-X Relay 1 Releases Maglock
- 3 BR3-X Relay 2 Activates Door

### Customizable

Versatility with 13 programmable logic functions for the BR3-X

### Intuitive Programming


Two-button programming combined with dual seven-segment display provides simple setup

### Integrated Relays

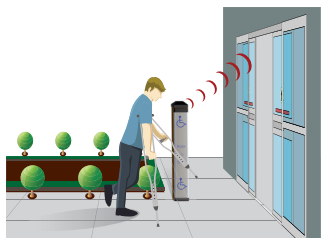
Two 3-AMP relays and one 1-AMP relay, all with built-in surge suppression, eliminates the need for external components when installing some electric locking devices

### On-Board Power

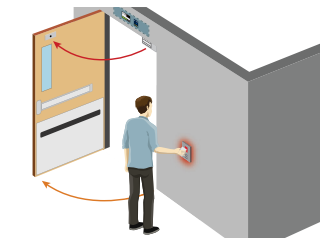
WET output with AC / DC voltage for powering an electric locking device directly from the module



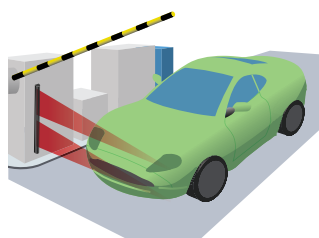
## APPLICATIONS



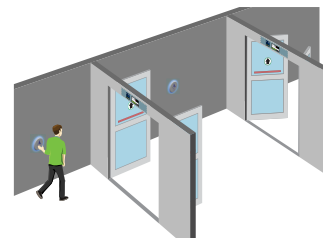
Sliding



Swinging




Gates & Barriers



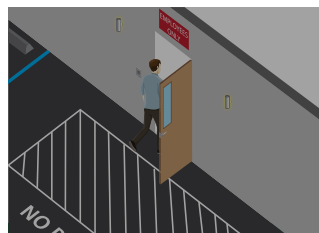
Request-To-Exit



Low Energy



Restroom Emergency



Day / Night Mode

## TECHNICAL SPECIFICATIONS

Supply Voltage	12 – 24 VAC / VDC $\pm 10\%$
Power Consumption	30 – 130 mA; DRY Output
Temperature Range*	-15 – 150 °F
Dimensions	5 1/8" (W) x 1" (H) x 2 1/8" (D)
Relay Hold Time	Up to 60 seconds per relay
Delay Between Relays	Up to 60 seconds per relay with 1/4, 1/2 and 3/4 second options
Housing Material	ABS Plastic
Input Specification	
Inputs 1, 2, 3, 4	DRY contact
WET Input	5 – 24 VAC / VDC $\pm 10\%$
Contact Rating	
Relay 1 (DRY)	3 A @ 24 VAC / 30 VDC
Relay 1 (WET)	1 A
Relay 2	3 A @ 24 VAC / 30 VDC
Relay 3	1 A @ 24 VAC / 30 VDC

\*If powered by AC voltage and using WET output to convert to DC voltage and current draw of device is greater than 0.9 A, the upper temperature range is 130 °F

## PRODUCT SERIES

<p><b>10BR3X</b> 3-Relay logic module</p>	<p><b>10RESTROOMKIT</b> Restroom kit</p>	<p><b>10EMERGENCYKIT</b> Emergency add-on kit</p>
---	--	---

BR3-X FUNCTION	DESCRIPTION
<b>10</b>	Timer
<b>11</b>	Ratchet / Latching
<b>22</b>	2 Relay Sequence + Inhibitor
<b>28</b>	2 Relay Sequence + Door Position
<b>29</b>	Deactivation Time
<b>36</b>	3-Relay Sequencer + '1-shot'
<b>37</b>	3-Relay Sequence with 'Independent Relay'
<b>50</b>	Interlock Timer
<b>55</b>	Interlock Ratchet / Latching
<b>65</b>	2-Way, 2 Relay Sequence
<b>nL</b>	Normally Locked Restroom
<b>nU</b>	Normal Unlocked Restroom
<b>dn</b>	3-Relay Sequencer + 'Day / Night Mode'
<b>00</b>	Disable

**DISCLAIMER** Information is supplied upon the condition that the persons receiving it will make their own determination as to its suitability for their purposes prior to use. In no event will BEA be responsible for damages of any nature whatsoever resulting from the use of or reliance upon information from this document or the products to which the information refers. BEA has the right without liability to change descriptions and specifications at any time.

**For more information, please visit [www.devancocanada.com](http://www.devancocanada.com) or call toll free at 855-931-3334**