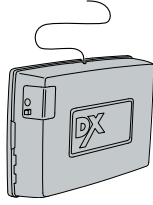


DXR-701



SINGLE-CHANNEL DIGITAL RECEIVER

Installation Instructions



Linear

For more information:
www.devancocanada.com
 or call toll free at 855-931-3334

PRODUCT DESCRIPTION

The DXR-701 is a digital receiver with an isolated relay output designed for use with Linear's DX Format transmitters. This receiver can be used in a variety of remote control applications. When the receiver detects a signal from a transmitter programmed into its memory, the relay output activates. The relay has four optional output configurations.

In a typical installation, the receiver is connected to an alarm control panel, door strike, camera, high current relay or some other device. A transmitter is used to activate or control the device. The receiver should be mounted with the supplied mounting bracket indoors or inside a weather resistant non-metallic housing.

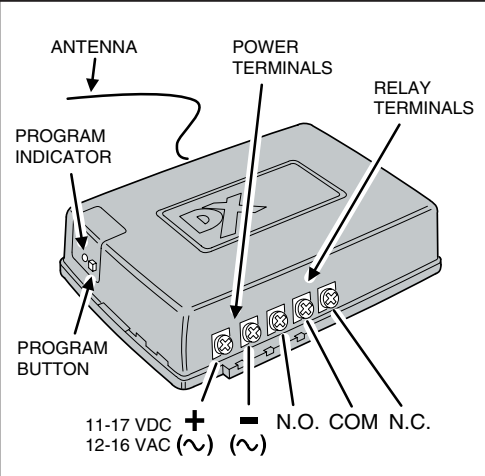
The digital DX code format features over a million possible codes. The DX transmitters are pre-coded at the factory to unique codes, so no field coding is required. Receivers must be programmed to the transmitter's code before system testing and operation. Up to 32 transmitters can be programmed into the receiver's memory. The memory is retained, even without power. The unit can be powered from a 11-17 VDC or 12-16 VAC power source. The relay's normally open and normally closed contacts can switch up to 1 amp at 24 volts AC/DC.

Cutting jumpers select how the relay activates. The factory setting causes the relay to engage for four seconds each activation. Optionally, the relay can be set to engage for one second, toggle on with one activation then off with the next, or latch engaged until reset by pressing the program button.

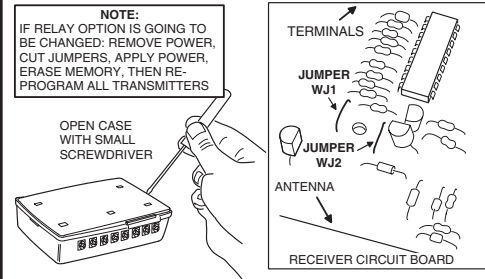
A nine-inch wire lead serves as the receiver's antenna. The red program indicator lights during RF reception. The installer can verify that signals are being sent from transmitters and diagnose interference problems by viewing the indicator. The indicator also lights during memory programming/erasing and flashes to count the number of transmitters in memory. The program button and indicator function as follows:

FUNCTION	PROGRAM BUTTON	PROGRAM INDICATOR
NORMAL OPERATION	RELEASES LATCHED RELAY	LIGHTS AS TRANSMITTERS ARE RECEIVED, BLINKS AS INTERFERENCE IS RECEIVED
PROGRAMMING MEMORY	PRESS AND RELEASE	LIGHTS FOR 3 SECONDS FOR PROGRAMMING
CHECKING MEMORY	PRESS UNTIL BLINK AND RELEASE	BLINKS THE NUMBER OF TRANSMITTERS IN MEMORY
ERASING MEMORY	PRESS AND HOLD THROUGH THE COUNT AND HOLD FOR 4 SECONDS MORE	AFTER BLINKING COUNT. A PAUSE THEN A SINGLE BLINK AS MEMORY IS ERASED

DXR-701 FEATURES



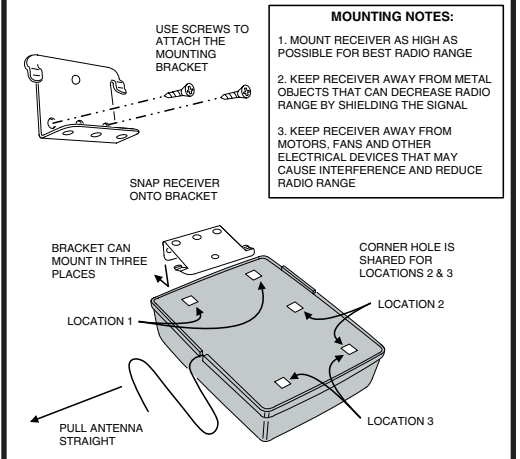
RELAY OPTION JUMPERS



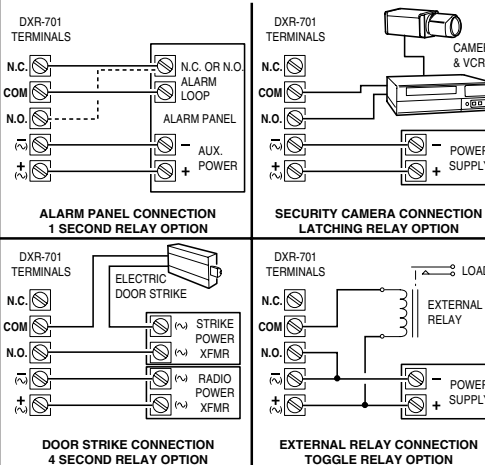
RELAY OPTION	JUMPER WJ1	JUMPER WJ2
4 SECOND LATCH	SOLID	SOLID
1 SECOND LATCH	CUT	SOLID
LATCH UNTIL RESET ++	SOLID	CUT
TOGGLE ON AND OFF ++	CUT	CUT

BE SURE POWER IS OFF WHEN CUTTING JUMPERS
 ++ CAN BE RESET BY PUSHING THE PROGRAM BUTTON ONCE

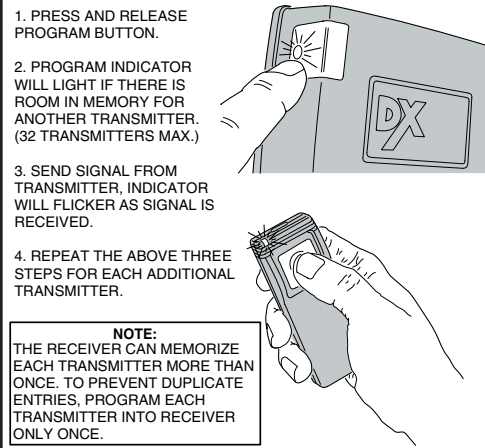
MOUNTING RECEIVER



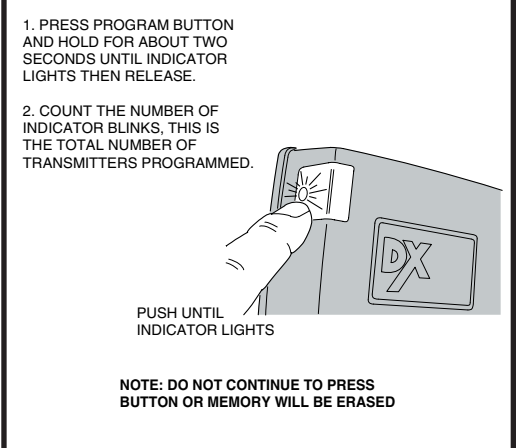
TERMINAL CONNECTIONS



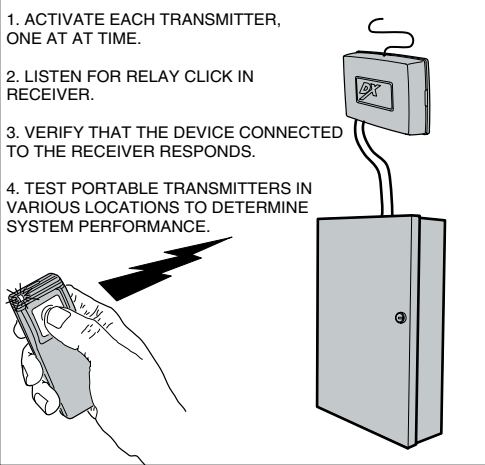
PROGRAMMING MEMORY



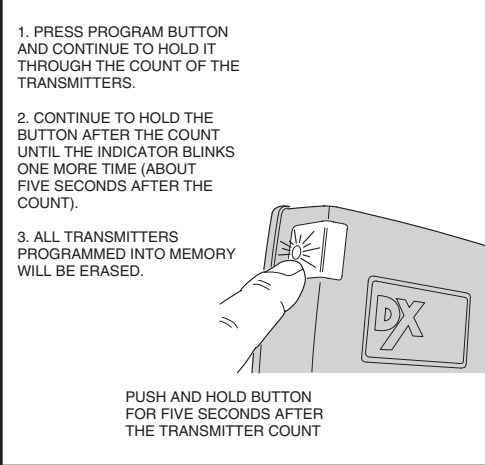
CHECKING MEMORY



SYSTEM TESTING



ERASING MEMORY



LINEAR LIMITED WARRANTY

This Linear product is warranted against defects in material and workmanship for twelve (12) months. The Warranty Expiration Date is labeled on the product. This warranty extends only to wholesale customers who buy direct from Linear or through Linear's normal distribution channels. Linear does not warrant this product to consumers. Consumers should inquire from their selling dealer as to the nature of the dealer's warranty, if any. There are no obligations or liabilities on the part of Linear Corporation for consequential damages arising out of or in connection with use or performance of this product or other indirect damages with respect to loss of property, revenue, or profit, or cost of removal, installation, or reinstallation. All implied warranties, including implied warranties for merchantability and implied warranties for fitness, are valid only until Warranty Expiration Date as labeled on the product. This Linear Corporation Warranty is in lieu of all other warranties express or implied. All products returned for warranty service require a Return Product Authorization Number (RPA#). Contact Linear Technical Service at 1-800-421-1587 for an RPA# and other important details.

IMPORTANT !!!

Linear radio controls provide a reliable communications link and fill an important need in portable wireless signalling. However, there are some limitations which must be observed.

- For U.S. installations only: The radios are required to comply with FCC Rules and Regulations as Part 15 devices. As such, they have limited transmitter power and therefore limited range.
- A receiver cannot respond to more than one transmitted signal at a time and may be blocked by radio signals that occur on or near their operating frequencies, regardless of code settings.
- Changes or modifications to the device may void FCC compliance.
- Infrequently used radio links should be tested regularly to protect against undetected interference or fault.
- A general knowledge of radio and its vagaries should be gained prior to acting as a wholesale distributor or dealer, and these facts should be communicated to the ultimate users.

***HOW TO ORDER
REPAIR PARTS***

DEVANCO CANADA

19192 HAY ROAD, UNIT Q
SUMMERSTOWN, ON K0C 2E0

TOLL FREE: 855-931-3334

www.devancocanada.com

**WHEN ORDERING REPAIR PARTS
PLEASE SUPPLY THE
FOLLOWING INFORMATION:**

- ✓ PART NUMBER**
- ✓ DESCRIPTION**
- ✓ MODEL NUMBER**